



Note Names Card Game

by Beatrice Wilder

Print these cards out on the 'business card' or 'credit card' setting of your printer. Choose 'borderless printing' with the LEAST extension amount for the best results.

The first page named, "card backs," should be printed on the backs of all the cards.

The image is a graphic design enclosed in a red rounded rectangle. It features several red musical notes scattered throughout. At the top, the words "music fun" are written in a bold, black, sans-serif font, with the letters slightly curved. In the center is a large, red, circular character with a thick black outline. The character has two large, white eyes with black pupils and a wide, black, upward-curving smile. A thick, red, wavy line extends from the bottom of the character's body, curving to the right. At the bottom of the graphic, the words "concentrating on music" are written in a bold, black, sans-serif font, with "concentrating" on the top line and "on music" on the bottom line.

music fun

**concentrating
on music**

Music Concentration

(Two or more players)

The cards are shuffled and spread out face down. The first player turns over two cards. If there is a match between a Note letter name and its position on the staff, then that player keeps the cards and turns over another two. Pairs of cards are turned up until a match is not made in which case they are turned back face down in their original positions and the next player has a turn. The player with the most cards wins.

Go Fish

(Two or more players)

Each player has five cards. The remaining cards are placed face down in a draw pile. The player whose turn it is may ask another player for a specific card to form a matching pair. If the other player has the card asked for, it must be handed over. When a pair is formed the player has another turn. If the person asked does not have the card, they say, "Go fish" and the player has to take the top card from the draw pile. The player first to form pairs of all his or her cards is the winner.

Note Names

© Music Fun 2011

KEY



C D E F G A



B C D E F G A




D E F G A B C



E F G A B C


Note Names

© Music Fun 2011




Note Names
© Music Fun 2011

E



Note Names
© Music Fun 2011


F



Note Names
© Music Fun 2011

G


Note Names
© Music Fun 2011



Note Names
© Music Fun 2011


A

Note Names
© Music Fun 2011



Note Names
© Music Fun 2011

B



Note Names
© Music Fun 2011


C

Note Names
© Music Fun 2011



Note Names
© Music Fun 2011

D



Note Names
© Music Fun 2011

E



Note Names
© Music Fun 2011

F


Note Names
© Music Fun 2011



Note Names
© Music Fun 2011

G


Note Names
© Music Fun 2011



Note Names
© Music Fun 2011


A

Note Names
© Music Fun 2011



Note Names
© Music Fun 2011

B



Note Names
© Music Fun 2011

C

Note Names
© Music Fun 2011



Note Names
© Music Fun 2011

C

Note Names
© Music Fun 2011



Note Names
© Music Fun 2011

D

Note Names
© Music Fun 2011



Note Names
© Music Fun 2011

E



Note Names
© Music Fun 2011

F

Note Names
© Music Fun 2011



Note Names
© Music Fun 2011

G

Note Names
© Music Fun 2011



Note Names
© Music Fun 2011

A

Note Names
© Music Fun 2011



Note Names
© Music Fun 2011

B



Note Names
© Music Fun 2011

C

Note Names
© Music Fun 2011



Note Names
© Music Fun 2011

D



Note Names
© Music Fun 2011

E



Note Names
© Music Fun 2011

F

Note Names
© Music Fun 2011



Note Names
© Music Fun 2011

G

Note Names
© Music Fun 2011



Note Names
© Music Fun 2011

A

Note Names
© Music Fun 2011