



First Recorder Songs *easiest duets*

by Beatrice Wilder

Contents

- Playsheet 1 **Beginner's Bounce** - featuring notes B A and G
- Playsheet 2 **Sam's Silly Song** and **Sam Plays D** - featuring notes B A G and introducing D
- Playsheet 3 **Skating Along** and **Playing C** - featuring notes A G D and introducing C
- Playsheet 4 **My Teddy** - featuring notes C and D
- Playsheet 5 **Lion!** and **Chaser** - featuring notes C and D
- Playsheet 6 **The Big Drum** - featuring notes C and D
- Playsheet 7 **Monkey Business** - featuring note C and introducing low E
- Playsheet 8 **Summer Farewell** - introducing notes F sharp and low D
- Playsheet 9 **Flying Through The Air** - featuring notes F sharp and low E
- Playsheet 10 **Leggy Polka** - featuring notes F sharp and low E
- Playsheet 11 **Pony Dance** - featuring notes F sharp and low E
- Playsheet 12 **Moon Dreams** - featuring notes F sharp and C sharp

Copyright © Beatrice Wilder 2011
Published in 2011 by **Music Fun**

P.O. Box 342 Katoomba NSW 2780
19 Millyard Lane Katoomba 2780
Australia

Phone: (02) 4782 3073

Email: info@musicfun.net.au



Web: www.musicfun.net.au

Please feel free to contact us with any
questions about the copying and use of our
worksheets in your school.



First Recorder Songs *easiest duets* Information Sheet

Tonguing

To make a good clean sound on your recorder, you need to practice tonguing. At the beginning of each note, make a 't' sound with your tongue so that the note sounds nice and neat. The sound should start and finish perfectly evenly, like this line:  You do not want your sound to look like this: 

Start your note with a 't' sound. When you finish your note, your tongue should be back where it was at the beginning of the 't' sound.

Playing

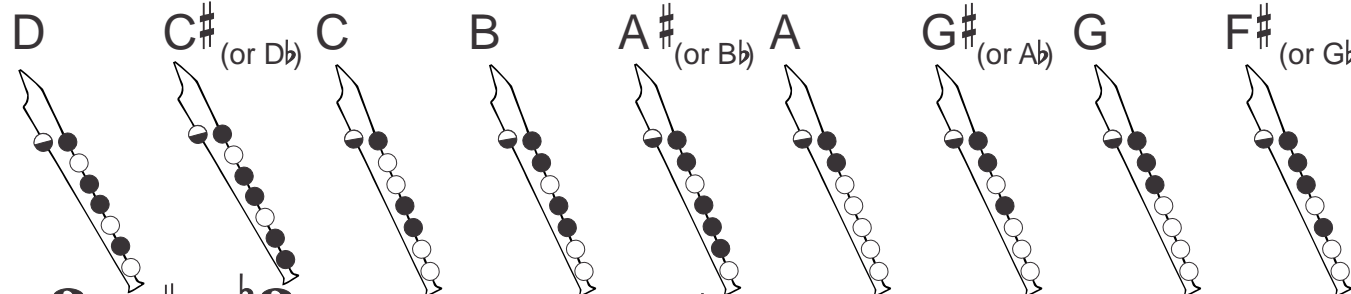

Your right thumb is placed under the recorder and is only used as a support for it.

Keep your fingers close to the holes, ready to play.

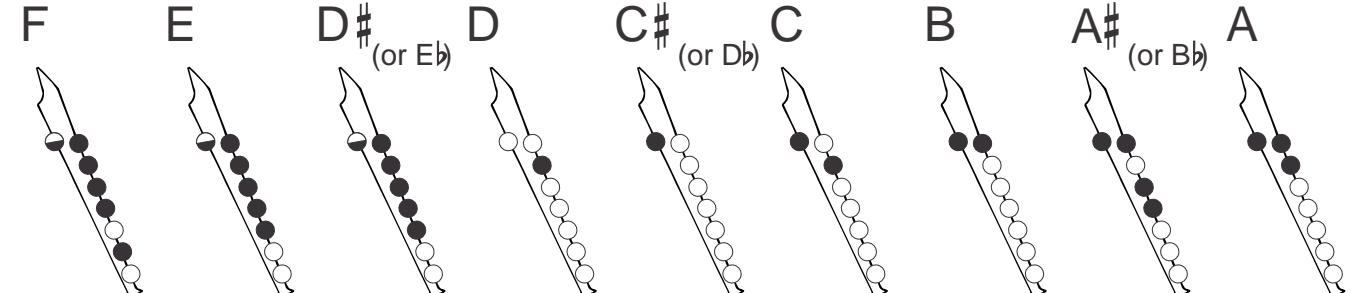

Cover the holes with the pads of your fingers, not with the tips. Your fingers need to be fairly straight.

The holes need to be covered completely.

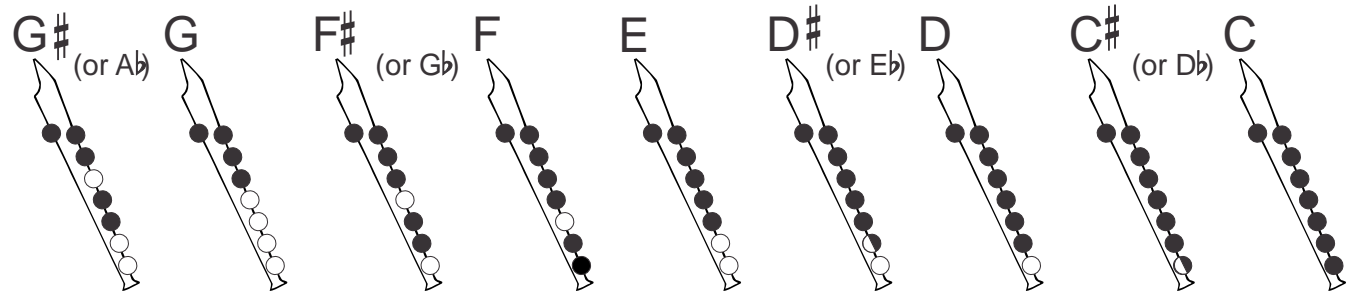
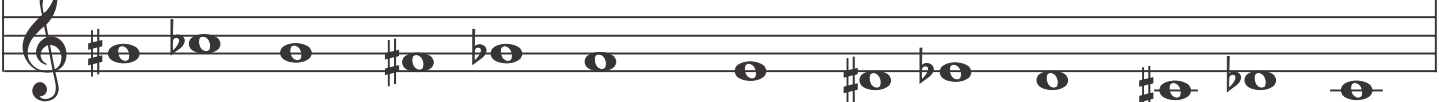
D C# (or Db) C B A# (or Bb) A G# (or Ab) G F# (or Gb)

F E D# (or Eb) D C# (or Db) C B A# (or Bb) A

G# (or Ab) G F# (or Gb) F E D# (or Eb) D C# (or Db) C



First Recorder Songs *easiest duets*

Playsheet 1

Name

Beginners Bounce

To make this tune really bounce, softly say the letter 'T' under your breath as you play each note.



The first system of musical notation consists of two staves in 4/4 time. The top staff begins with a treble clef and a 4/4 time signature. The melody starts on a middle C (C4) and consists of four quarter notes: C4, D4, E4, and F4. This is followed by a half note G4, then a half note A4. The next measure contains a half note B4 and a half note C5. The final measure contains a dotted half note C5, followed by a quarter rest and a fermata.

The second system of musical notation consists of two staves in 4/4 time. The top staff continues the melody from the first system, starting with a quarter note G4, followed by quarter notes A4, B4, and C5. This is followed by a half note D5, then a half note E5. The next measure contains a half note F5 and a half note G5. The final measure contains a dotted half note G5, followed by a quarter rest and a fermata.

The third system of musical notation consists of two staves in 4/4 time. The top staff continues the melody from the second system, starting with a quarter note A5, followed by quarter notes B5, C6, and D6. This is followed by a half note E6, then a half note F6. The next measure contains a half note G6 and a half note A6. The final measure contains a dotted half note A6, followed by a quarter rest and a fermata.

The fourth system of musical notation consists of two staves in 4/4 time. The top staff continues the melody from the third system, starting with a quarter note B6, followed by quarter notes C7, D7, and E7. This is followed by a half note F7, then a half note G7. The next measure contains a half note A7 and a half note B7. The final measure contains a dotted half note B7, followed by a quarter rest and a fermata.



First Recorder Songs *easiest duets*

Playsheet 2

Name



Sam's Silly Song

B

A

G

Sam - my sang a sil - ly song right to the end and then she

Sang the sil - ly song she sang right to the end a - gain.

Sam Plays D

D


Sam plays a cool 'D' clear as can be, then Sam - my plays 'G.'



First Recorder Songs *easiest duets*

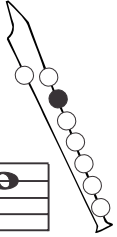


Playsheet 3

Name



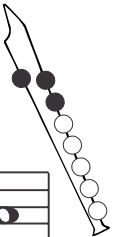

Skating Along

D

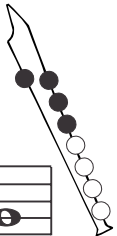

Back flip, kick flip, rid - ing fast. Rid - ing on for ev - er

A

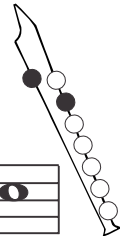





Watch me ride and do the tricks I've learnt, they are so cle - ver.


G

C

Playing C



I can play C I can play from D right down to G.



First Recorder Songs *easiest duets*

Playsheet 4



My Teddy


D

I have a ted - dy he sits on my bed,

C

He has a big nose and I call him Fred.

Though he is tat - tered and though he's not new.



He's still my fav' - rite, I love him, I do.




First Recorder Songs *easiest duets*

Playsheet 5

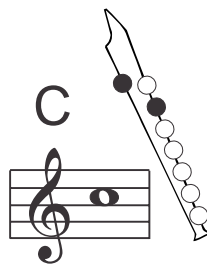
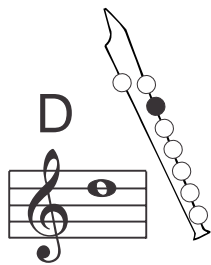
Name

Lion!



There's a li - on chas-ing me | think he's catch-ing up with me and | I am get - ting ve - ry ve - ry | scared

He's so big and hai - ry, | li - ons are so sca - ry, | I will have to hide be-neath my | bed.



Chaser



I think there's a ghost | un - der my bed, | I'm get - ting out now.


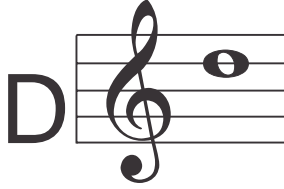
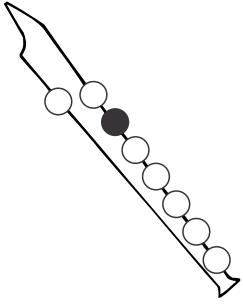


First Recorder Songs *easiest duets*

Playsheet 6

Name

The Big Drum



Sal - ly plays the sax - o - phone and Tim can play gui - tar to - day.

Kim is good at sing - ing songs, but none of that's for me.

Let me play the big drum. Let me make a real sound. Lis - ten to the rhy - thm I can play.

This is so ex - ci - ting! Watch me I'm a drum-mer! That's what I will be!



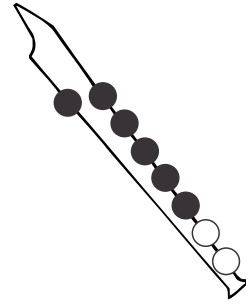
First Recorder Songs *easiest duets*

Playsheet 7

Name



Monkey Business



4/4

Have you ev - er seen my mon - key swing - ing from a tree

With its tail a - round the bran - ches free as it can be?

If you saw it would you join it, keep it com - pa - ny?

I'll go swing - ing with my mon - key, will you come with me?

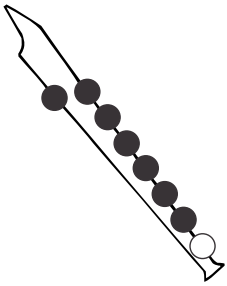


First Recorder Songs *easiest duets*

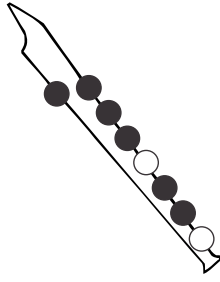
Playsheet 8

Name

Summer Farewell



D



F#



©97

4/4

Sum - mer is o - ver, nights are get - ting cold - er

Cool winds are blow - ing, leaves are fall - ing down.

Rust - ling all a - round me, yell - ow red and brown, see

All of them fall - ing, down on top of me.